



Photo courtesy of Horizons Social Services

SEPTEMBER 2018

ADAMS COUNTY, IL

COMMUNITY ASSESSMENT

Identifying the strengths, assets, needs and challenges of Adams County, IL



United Way
of Adams County, IL



B *BLESSING*
Health System



WHAT'S INSIDE

History and MAPP Process2
 Community Building3
 Survey Process4
 Survey Results5-17
 Advancing Education18-19
 Supporting Financial Stability... 20-21
 Promoting Health..... 22-27
 County Demographics 28-29
 Get Involved30

HISTORY

In 2001, United Way of Adams County, University of Illinois Extension and Adams County Health Department joined forces to conduct a Community Assessment for Adams County. When passage of the national Affordable Care Act required non-profit hospitals to have a community health improvement plan in place, the Blessing Health System joined the collaboration, taking an active role in community building efforts.

As a result, Adams County adopted the “Mobilizing for Action through Planning and Partnerships” (MAPP) process developed by the National Association of County and City Health Officials (NACCHO) to guide community building efforts. This strategic planning tool uses the community’s strengths, needs and desires to identify priority health issues and the resources to address them. The MAPP model consists of the following components:

- **Organize for success**
- **Identify strategic issues**
- **Partnership development**
- **Conduct MAPP assessments**
- **Formulate goals and strategies**
- **Action including planning, implementation and evaluation**

The Adams County Health Department, Blessing Health System, University of Illinois Extension and United Way of Adams County continue to provide strong leadership in the MAPP process. However, long-term success and value comes from community participation with other partners across Adams County.

Like the world around us, our community building work is constantly evolving. Adams County’s approach to community building is designed to foster partnerships, open lines of communication and effectively direct resources to address challenging issues in changing times. More importantly, community building structure allows us to have a unified voice as we advocate for change in Adams County.



DATA SOURCES

Healthy People 2020: www.healthypeople.gov	Illinois Behavioral Risk Factor Surveillance System: http://app.idph.state.il.us/brfss/
County Health Rankings & Roadmaps: www.countyhealthrankings.org	American Community Survey (US Census): http://quickfacts.census.gov
Illinois Youth Survey: https://iys.cprd.illinois.edu	Illinois State Board of Education: www.isbe.state.il.us
Adams County Health Department Annual Report: www.co.adams.il.us/Health/index.html	Heartland Alliance / Social Impact Research Center: www.heartlandalliance.org/research

ENGAGING OTHERS IN COMMUNITY BUILDING

Volunteers participating in all aspects of community building engage in meaningful and rich discussions to learn about community issues and promising practices. They have a lead role in the formation, implementation, and updating of long range visions to meet the most critical needs in our community, in studying trends that affect our community, and recommending ways in which we can make an impact on these trends through the mobilization of financial, volunteer and community resources.

The Community Building Council (CBC) guides the development of programs, partnerships, and collaborations working to make Adams County a region where students are prepared to succeed in school, youth are on track for success in college or career after high school, children and adults are healthy, and families/individuals can manage basic needs and save for the future. CBC members are community leaders representing local businesses, foundations, human service providers, education, healthcare and government.

Reporting to the CBC, Community Solutions Teams (CST) focus on one of the three building blocks of a good life – Education, Financial Stability, and Health. Serving on the teams are program supervisors/staff working on the front lines in each of these sectors. These experts encourage networking, collaboration, and partnerships across the sector. The focus and structure of the solution teams and initiatives have evolved based on unique needs of the sector. Each group oversees the work of an impact area initiative developed as a result of program gaps identified by the team.

Volunteers have a lead role in the formation, implementation, and updating of long-range visions.



**ADVANCING
EDUCATION**

**SUPPORTING
FINANCIAL
STABILITY**

**PROMOTING
HEALTH**

2018 COMMUNITY ASSESSMENT SURVEY PROCESS

This process began in January of 2018. At that time, United Way collaborated with community solutions teams, agency partners, Blessing Health System, and Adams County Health Department to build survey questions that were relevant, insightful, and best communicated the issues facing Adams County residents today.



In addition to updating sourced data from 2015, the 2018 Community Assessment includes survey, and primary data, from those who live and work in Adams County.

The survey was promoted via social and traditional media, email contact lists, internal company promotion from top employers in the area, and shared with all United Way volunteer groups and agency partners.

SURVEY LOCATIONS & AMOUNTS

Horizons Soup Kitchen	48
Horizons Food Bank	49
Quincy Public Library Summer Reading Kick-Off Event	23
Diabetes and Kidney Disease Screening at The Kroc Center	26
Local Churches	10
SIU Medicine Quincy	49
Completed online (via Facebook, website, or email link)	398

603 completed surveys

For additional information about this survey, email msa@unitedwayadamsco.org or call the United Way Office at (317) 222-5920.

Based on a population of approximately 67,159 people in Adams County, the calculated sample size needed is 595. This survey resulted in 603 total surveys, surpassing the needed amount.

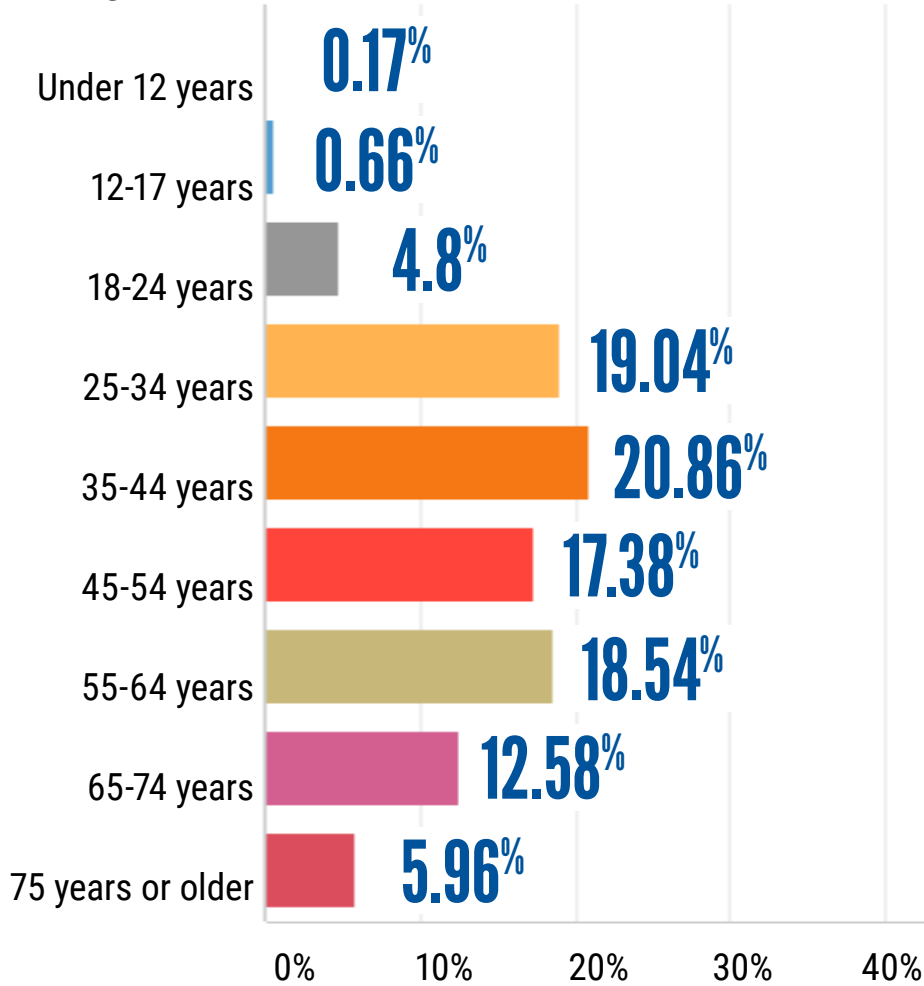
SURVEY RESULTS

EDUCATION

FINANCIAL STABILITY

HEALTH

AGE



What is your gender?

75%

Female

25%

Male



What is your ethnicity origin?

95%
White

2.8%
Black or African American

0.5%
American Indian or Alaska Native

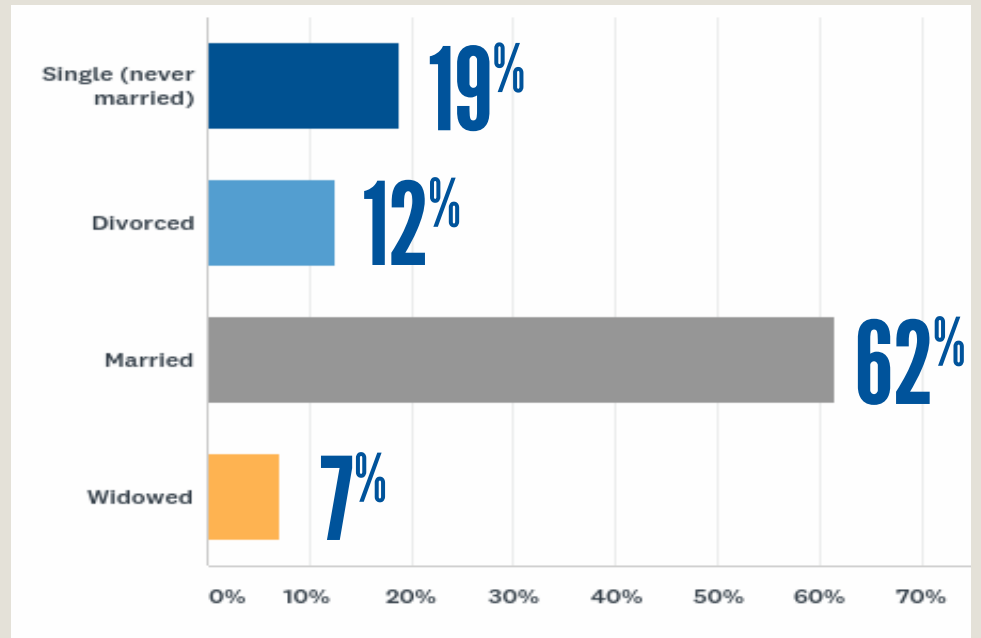
0.3%
Asian or Pacific Islander

0.7%
Hispanic or Latino

0.3%
Other



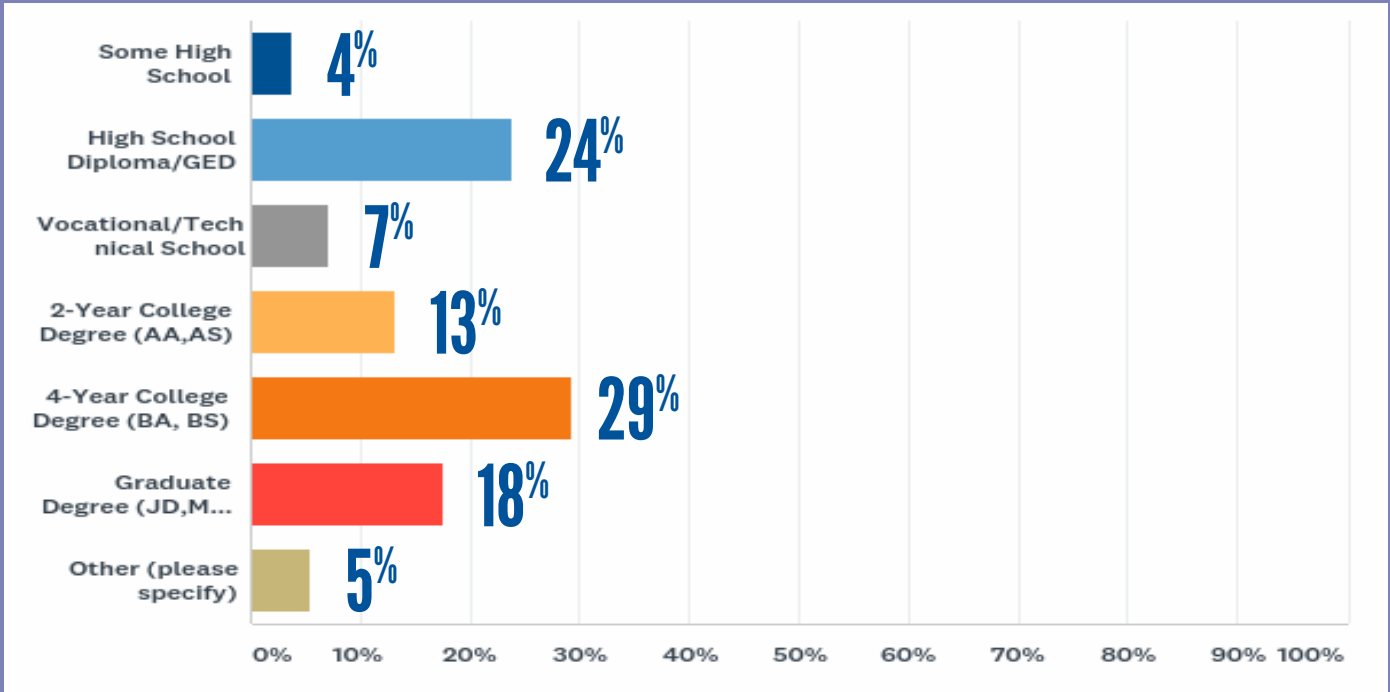
What is your marital status?



Average amount of annual income?

\$47,594

What is your highest form of education?



Average amount of people living in your household?

4.5

Do you own or rent your home?

Own

68%

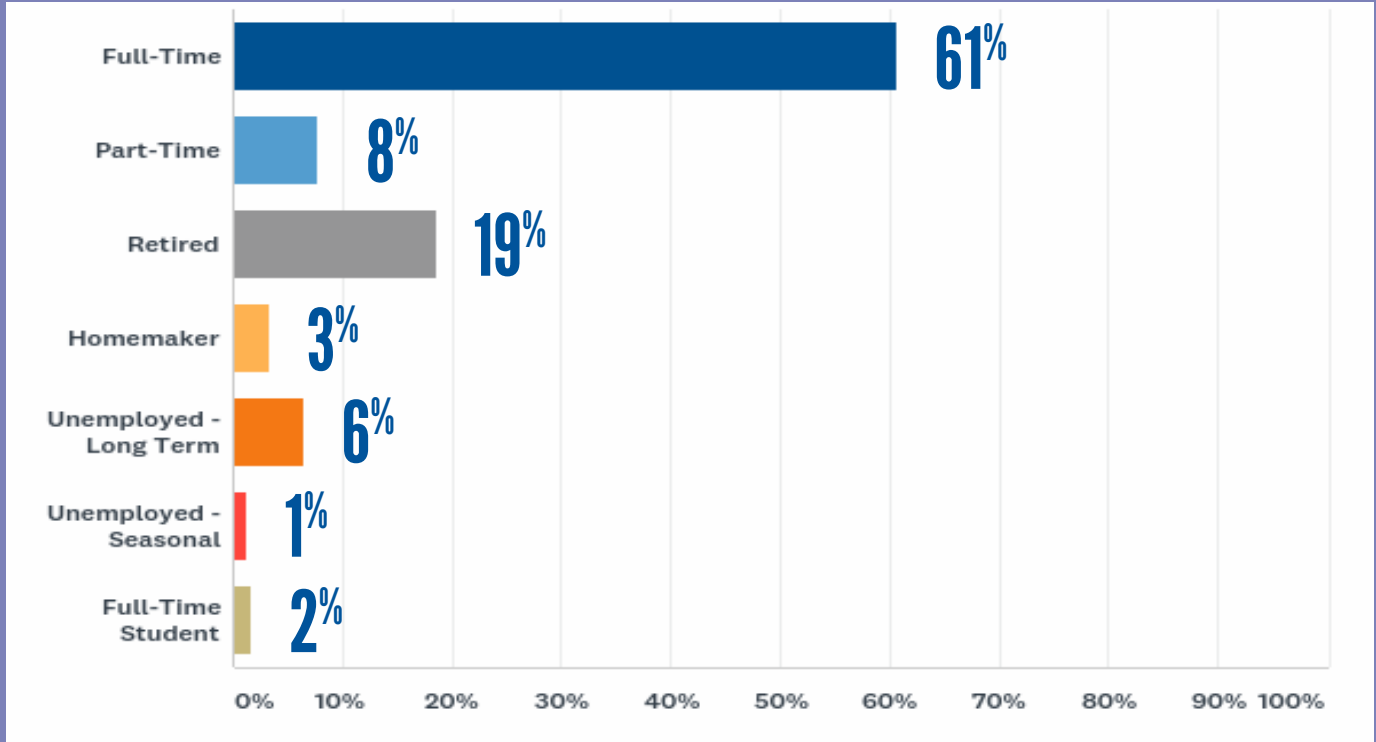
Rent

27%

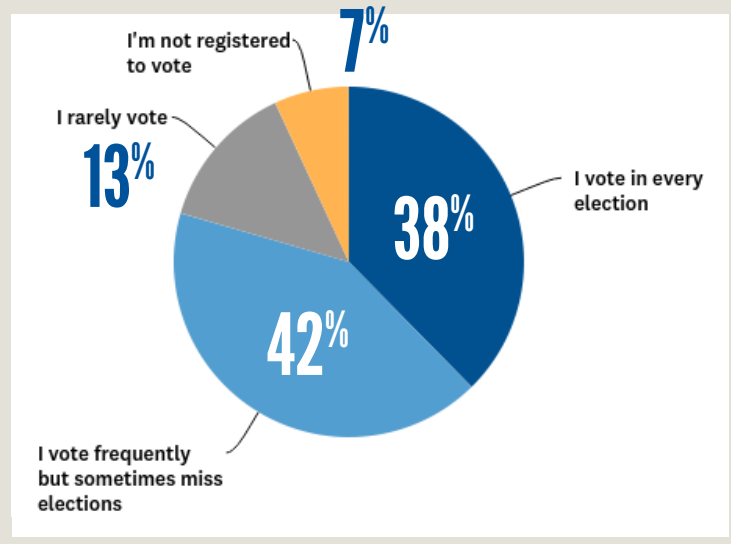
5% Other



What best describes your current employment status?



Which best describes your voting habits?



Does anyone in your household receive public assistance such as food stamps, reduced price school meals or social security disability?

77%

No

23%

Yes

Amount of people that rated their quality of life from good to excellent.

90%

What do you consider the biggest problems facing your community?

(Ranked from highest to lowest percentage of responses)

- 1 Drug abuse
- 2 Poverty
- 3 Mental illness
- 4 Alcohol abuse



What do you think are the good things happening in Adams County? What works well?

food
pantries activities schools agencies lot work help many
people support community great need arts
good job services care programs Quincy

	Agree	Disagree	Don't know/ no opinion
My community is a good place to live	90%	5%	5%
My community has a positive future	70%	12%	18%
People work together to get things done in my community	80%	10%	10%
I have the opportunity to affect how things happen in my community	74%	10%	16%

SURVEY RESULTS

EDUCATION

FINANCIAL STABILITY

HEALTH



Do you believe people in your community understand the value of reading and talking with children ages 0-5?

Daily: 55%

How many times a week do you (or did you) read to your young child/children?

2-3 times per week: 31%,
Once per week: 7%, Never: 7%.

No: 42%

Yes: 33%

I don't know: 25%

Do you believe that your child/grandchild is on target for learning for his or her age?

Yes: 87%

No: 9%, I don't know: 4%.

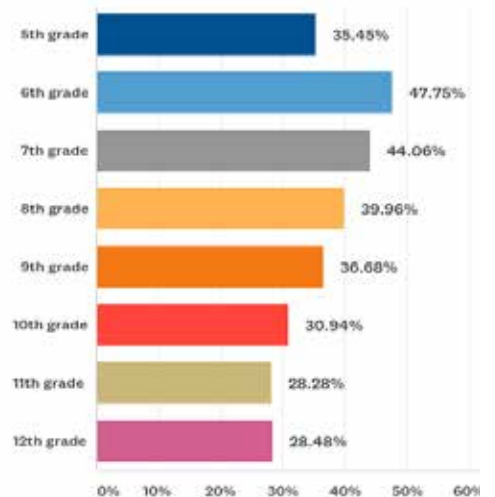
(to those respondents which the question applied)

Do you believe that sex education should be taught in schools?

Yes: 88%

No: 6%, No opinion: 6%

Which grade levels do you believe should provide sex education?



(Respondents had the option to choose more than one year).

SURVEY RESULTS

EDUCATION

FINANCIAL STABILITY

HEALTH

What is your opinion?	Agree	Neutral	Disagree
Teenagers should be able to drink as long as they don't drive afterwards	2%	8%	90%
It is okay for those 18-20 years of age to drink	15%	20%	65%
In my community, drinking among teenagers is acceptable	17%	24%	59%
The community has the responsibility to set up prevention programs to help people avoid alcohol and other drug problems	70%	18%	12%
Opioid addiction has affected someone I know	43%	14%	43%
Prescription drug abuse is a problem in my community	66%	27%	7%



Photo courtesy of Quincy Teen REACH

SURVEY RESULTS

EDUCATION

FINANCIAL STABILITY

HEALTH



Photo courtesy of Quincy Teen REACH

In the past year I have...	Never	1-2 times	3-5 times	6+ times
Seen or heard alcohol, tobacco, or other drug prevention messages in your community	14%	25%	20%	41%
talked to a teenager about the consequences of using alcohol, tobacco or other drugs	38%	23%	17%	22%
seen or heard messages about sexually transmitted diseases or teen pregnancy prevention in your community	26%	37%	17%	20%
talked to a teenager about the consequences of sexual activity, STD's, or teen pregnancy	52%	20%	10%	18%
gotten involved/attended educational seminars about alcohol, tobacco, or other drug problems	73%	16%	4%	7%

How would you rate your overall health right now?

36%
Very Good

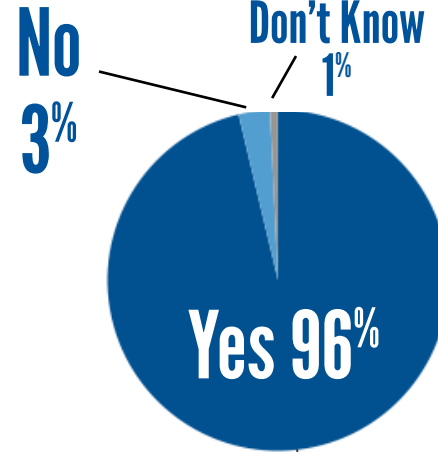
33%
Good

18%
Excellent

10%
Fair

3%
Poor

Do you currently have health insurance?



Was there a time in the past 12 months when you needed to see a doctor but could not afford one?

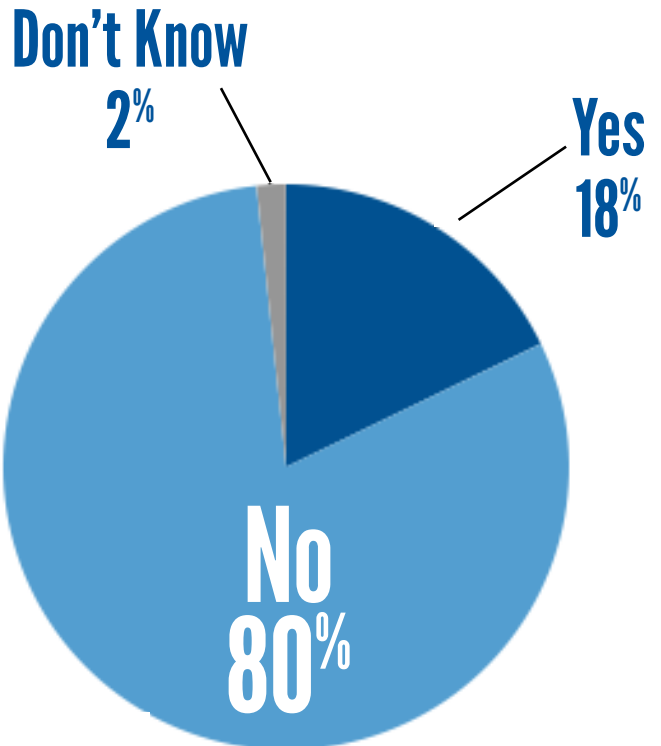
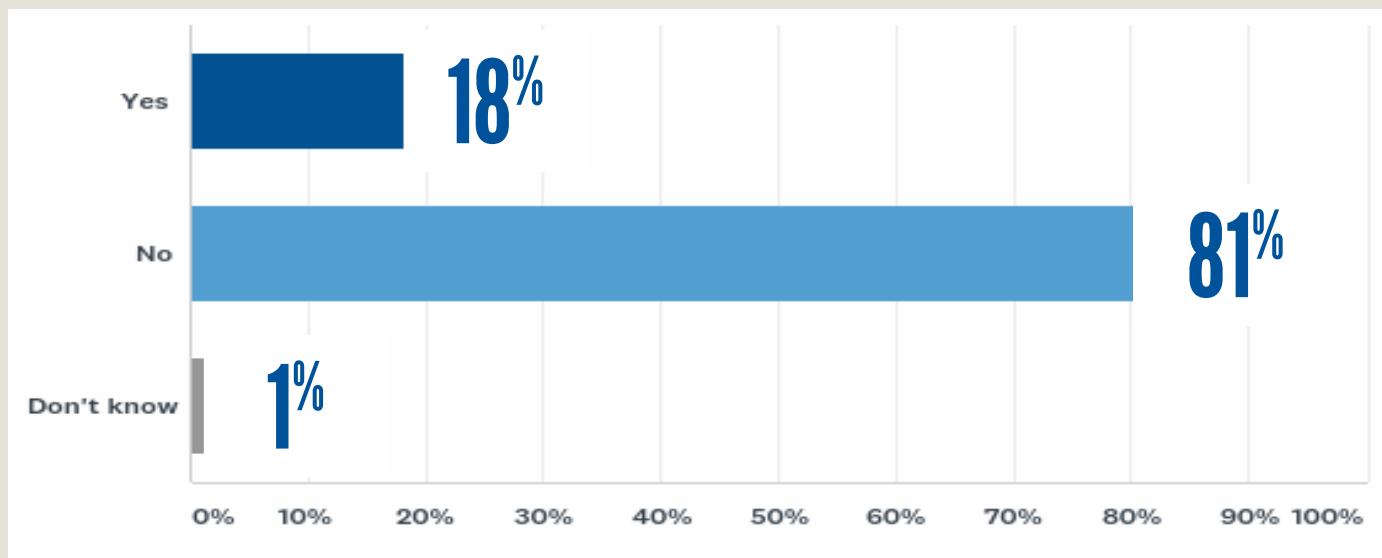


Photo courtesy of Blessing Health System

In the past 12 months have you avoided filling a prescription because you could not afford it?



Have you or a family member ever been diagnosed with cancer?

61%

Yes

39%

No



Photo courtesy of Blessing Health System



Did you or your family member seek care for your cancer outside of your community?

63%

No

37%

Yes

If yes, what was their reason?

Referred for outside services by your physician

46%

The services needed were not available in your community

30%

A lack of trust with your established oncology practice/physician

24%

If you or a family member received cancer treatment in your community, what barriers, if any, were experienced?

(Respondents had the option to choose more than one answer).

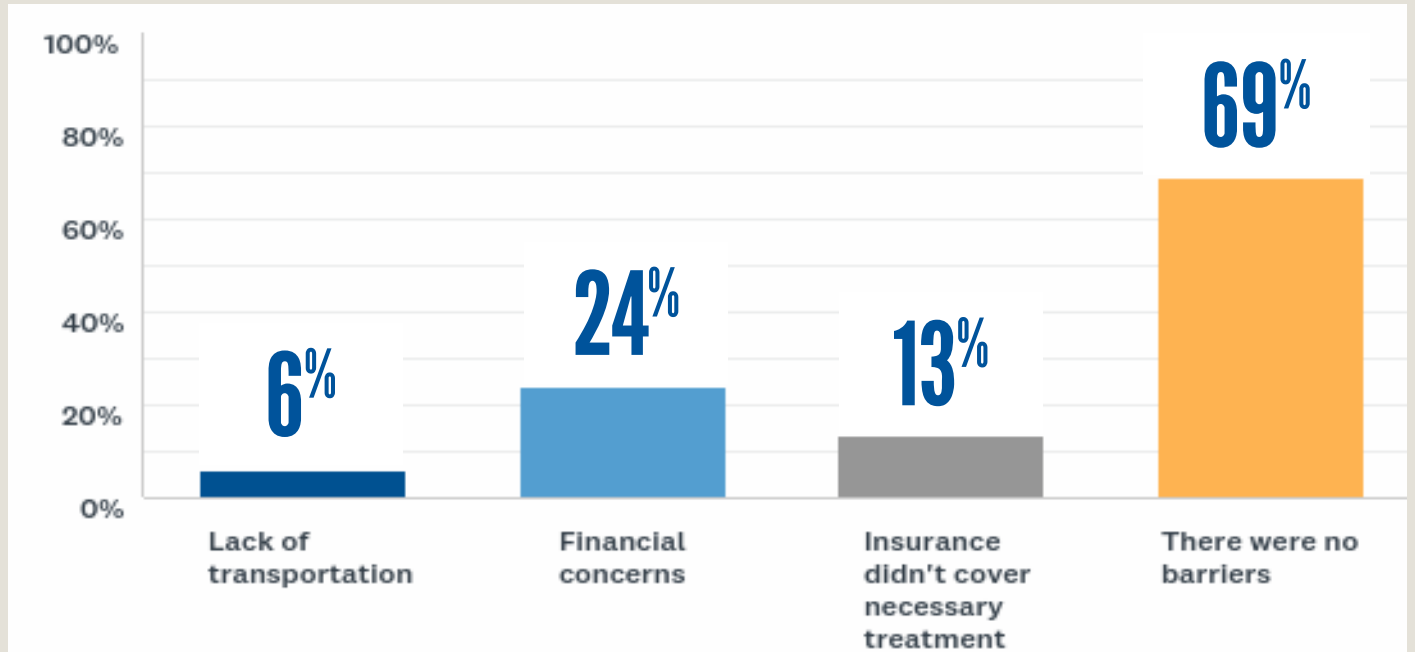


Photo courtesy of Blessing Health System

ADVANCING EDUCATION

Education is the foundation for a good life, setting individuals on a path of personal fulfillment, economic security and community stewardship. Educational success begins by preparing children for Kindergarten and continues through graduation. The ultimate goal is for students to complete high school, college, or tradeschool training resulting in a successful career. Tracking specific milestones in a student’s educational development reveals areas of growth and potential achievement gaps.



Current Trends:

Are things getting better or worse for the people of Adams County?



Improving



Little to no change



Worsening



New measure with no trend

31.8%

of low-income 3rd graders meet or exceed reading levels

20.1

Average score Adams County students earn on ACT exam

89.6%

Graduation rate in Adams County

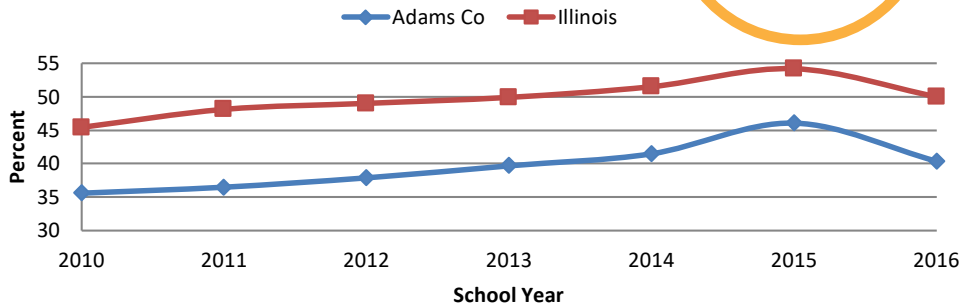


Source: Illinois State Board of Education (2016-2017)

Notes: This percentage is given for each school district. This number was figured by taking the average percentage of each of the five districts.

Percentage of Low Income Students

40.4%
in Adams County.
50% in Illinois.



Source: Illinois State Board of Education (2016-2017)

The Illinois State Board of Education defines low-income as the percentage of students in the district who are eligible to receive free or reduced-price lunches, live in substitute care, or whose families receive public aid.

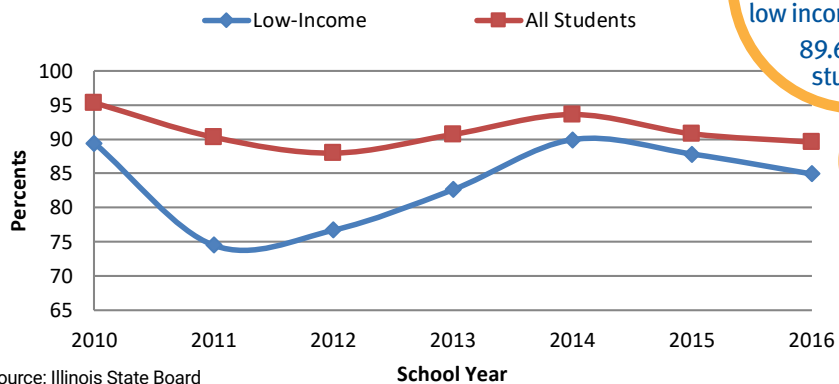
This percentage is given for each school district. This number was figured by taking the average percentage of each of the five districts.

The percentage charted represents the average graduation rate of the five school districts in Adams County.

While the overall graduation rate remains relatively steady, the trend shows districts are closing the graduation gap for low-income students.

Graduation Rates in Adams County

84.9%
low income students.
89.6% of all students.



Source: Illinois State Board of Education (2016-2017)

4%



Average truancy rate in Adams County.

These students missed more than 5% of school days within the academic year due to unexcused absences. This is considered chronically truant.

The Adams County average is better than the Illinois state average of 10%.

Source: Illinois State Board of Education (2016-2017)

1.2%



Average drop out rate of high school students in Adams County.

Compared to the IL dropout rate of 2%.

A dropout is defined as a student who is enrolled in school, but does not meet graduation requirements.





Source: Illinois State Board of Education (2016-2017)

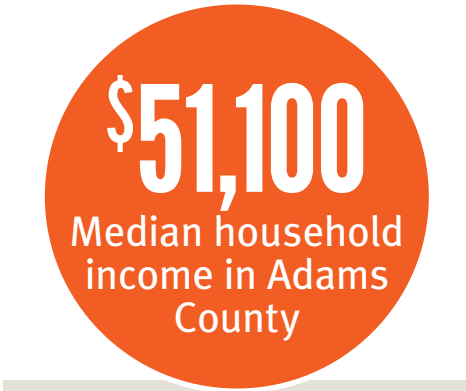
SUPPORTING FINANCIAL STABILITY

Even with more than one family member bringing in wages or with one person holding down two or three jobs, many families are barely getting by, with no ability to save for the future. Wages have not kept up with the rising cost of living.

One unanticipated expense - a car breakdown, an uninsured illness, a week without a paycheck - can lead to crisis. Achieving greater stability allows working families to move toward financial independence.

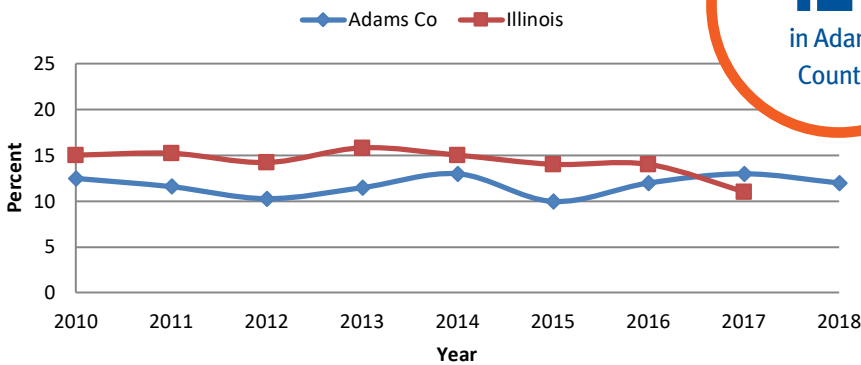


<p>Current Trends: Are things getting better or worse for the people of Adams County?</p>	<p> Improving</p>	<p> Little to no change</p>	<p> Worsening</p>	<p> New measure with no trend</p>
--	--	--	--	--



Source: County Health Rankings (2018), National Low Income Housing Coalition (2018).

Food Insecurity in Adams County



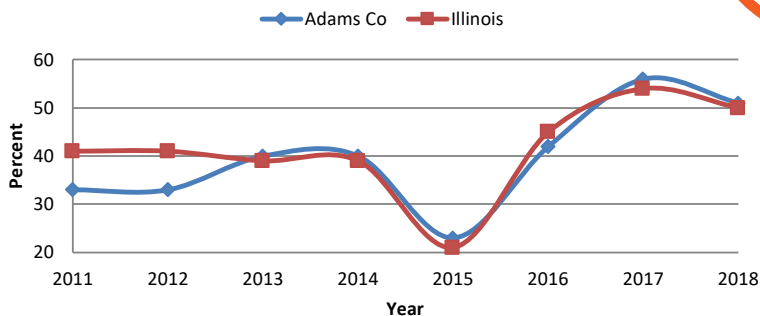
12%
in Adams County.

Food insecurity is the percentage of the population who did not have access to a reliable source of food during the past year.

Source: Feeding America - Map The Meal Gap (2015-2016)

Source: County Health Rankings citing Feeding America (2018)

Children Eligible for Free/Reduced Lunch



51%
in Adams County.
56% in 2017.

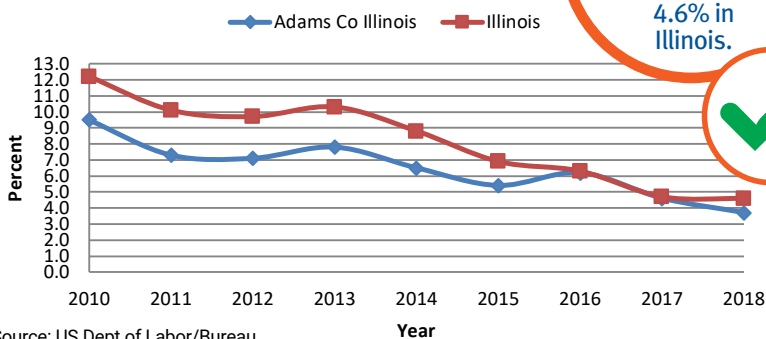


Source: County Health Rankings (2018)



Photo courtesy of Horizons Social Services

Unemployment Rate



3.7%
in Adams County.
4.6% in Illinois.



Source: US Dept of Labor/Bureau of Labor Statistics (March 2018)

12%
households in Adams County with severe housing issues.

Percentage of households with at least 1 of 4 housing problems: overcrowding, high housing costs, or lack of kitchen or plumbing facilities.

Source: County Health Rankings (2018)

PROMOTE HEALTH

Good health allows children to learn better and adults to increase their income through productive work. Elements of good health include mental health, physical/oral health, and environmental health.

County-wide efforts to promote health and wellness are focused on ensuring residents have access to health and social services, as well as encouraging children and adults to lead healthy lifestyles.



Photo courtesy of Blessing Health System

Current Trends:

Are things getting better or worse for the people of Adams County?



Improving



Little to no change



Worsening



New measure with no trend

7%

of Adams County infants were born with low birth weights.



48%

of Adams Co 12th graders used alcohol this past year.

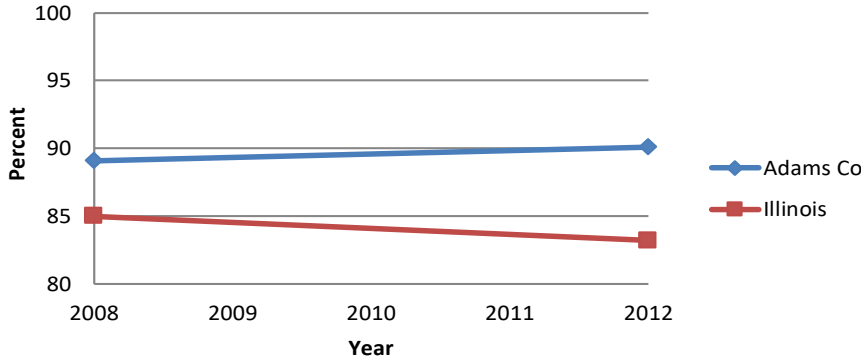


37%

of Adams County residents are considered obese.



Residents with healthcare coverage



90.1%
in Adams County.
83.2% in Illinois.

Source: IL County Behavioral Risk Factor Survey (2018)

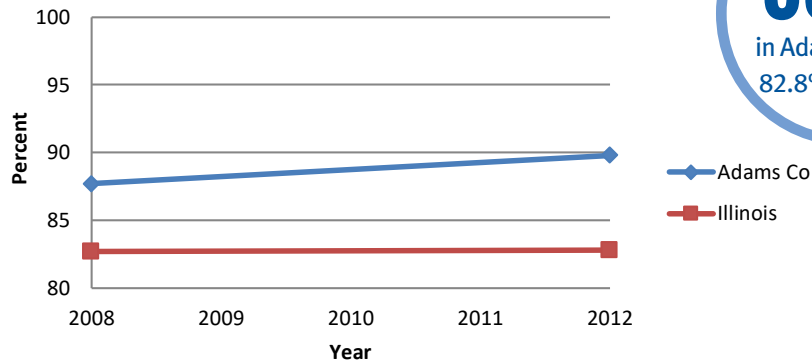
6%



Percentage of uninsured residents under 65 years old living in Adams County. IL state average is 8%.

Source: County Health Rankings (2018)

Residents with a medical provider



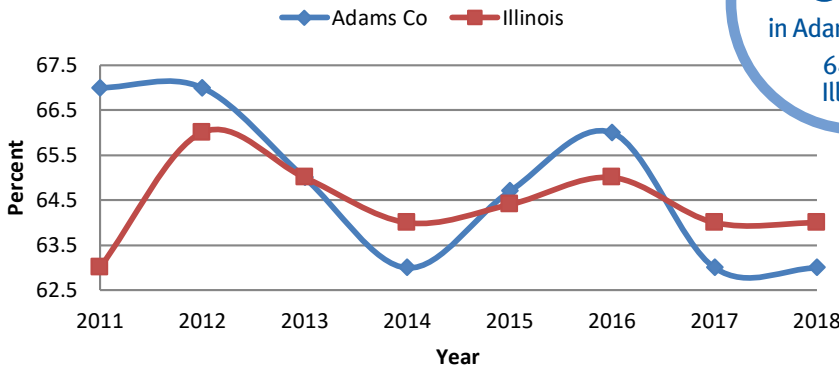
89.8%
in Adams County.
82.8% in Illinois.

Source: IL County Behavioral Risk Factor Survey (2018)



Photo courtesy of Blessing Health System

Mammography Screening Adams County



63%
in Adams County.
64% in Illinois.



Mammography screening is the percentage of female fee-for-service Medicare enrollees age 67-69 that had at least one mammogram over a two-year period.

Source: County Health Rankings (2018)

68%



Compared to 66.9% of Illinois residents.

of Adams County residents who see a dentist annually.

Source: County Behavioral Risk Factor Survey (2012)

19.9%

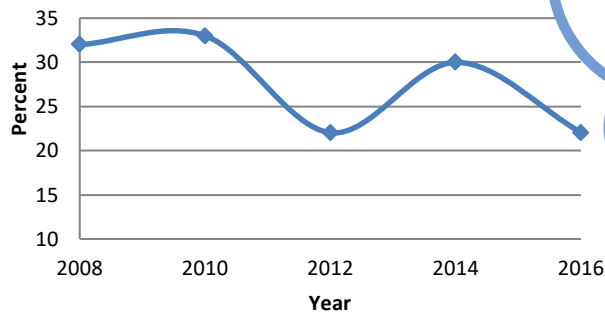


Compared to 21.3% of Illinois state residents.

of Adams County residents have not seen a dentist in 2 years.

Source: County Behavioral Risk Factor Survey (2012)

12th graders who perceive themselves as overweight



22%
in the state of Illinois



Source: IL Youth Survey (2016)



47,460

number of pounds of electronics recycled in Adams County. That's 24 tons of waste.

Source: Adams County Health Department (2014)



416,790

number of pounds of waste recycled in Adams County. That's 184 tons of waste.

Source: Adams County Health Department (2017)



Photo courtesy of Blessing Health System

SURVEY RESULTS

EDUCATION

FINANCIAL STABILITY

HEALTH

1,086
annual births in
Adams County.



Source: Adams County Health Dept. (2017)

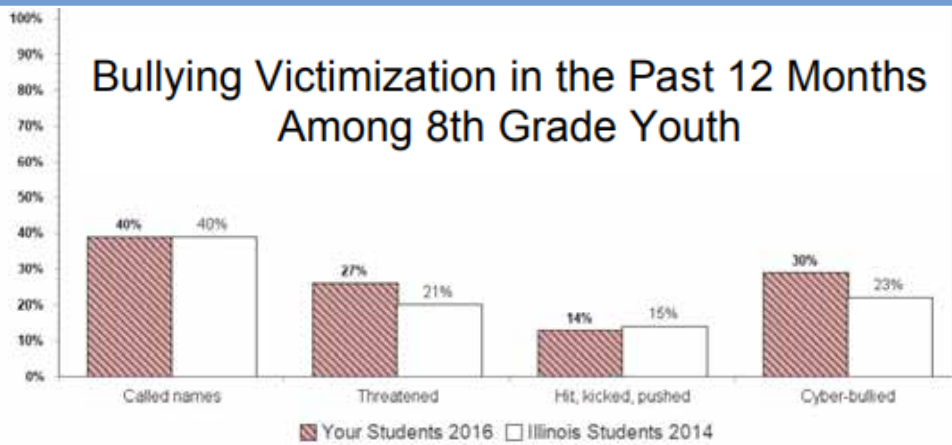
6



Number of infant deaths per 1000 people in Adams County.

Compared to 6 deaths per 1000 for the state of Illinois. Ages under 1 year.

Source: County Health Rankings (2018).



Source: IL Youth Survey (2016)

30%

of 8th graders in Adams Co. 23% in the state.

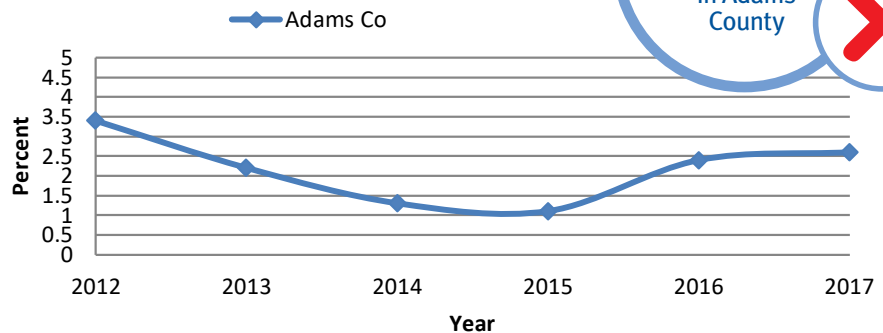
This chart measures those youth in Illinois who have stated that others have bullied, harassed or spread rumors about them on the internet or through text messages.

61%

of sites tested showed a radon level greater than 4.0 pCi/L.

Source: Illinois Emergency Management Agency (2018).

Children with high lead levels



Source: Adams County Health Department (2017).

*Figures by taking total BLL tests performed in Adams County divided by the New Investigations.

2.6%

in Adams County



Current Trends:

Are things getting better or worse for the people of Adams County?



Improving



Little to no change

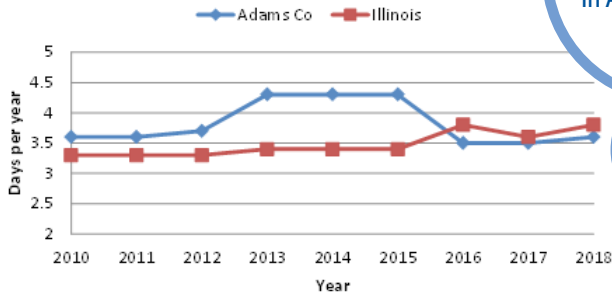


Worsening



New measure with no trend

Poor Physical Health Days Adams County



3.6%

in Adams County.

3.8% in Illinois.

Source: County Health Rankings (2018).

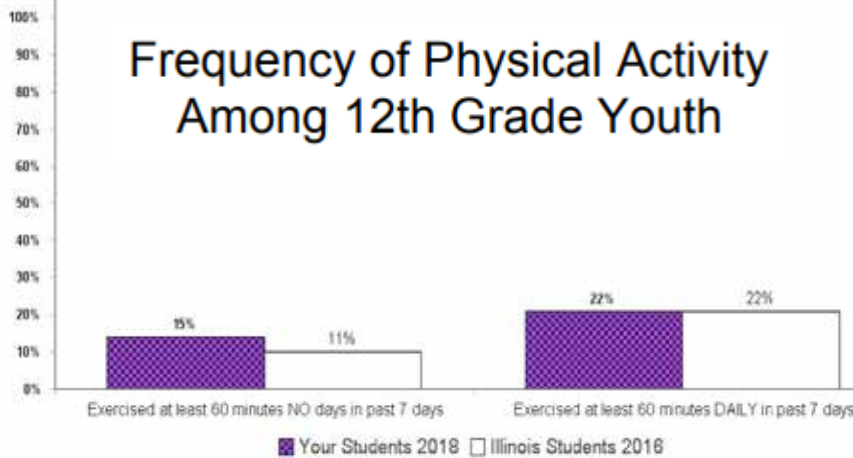
3.5%



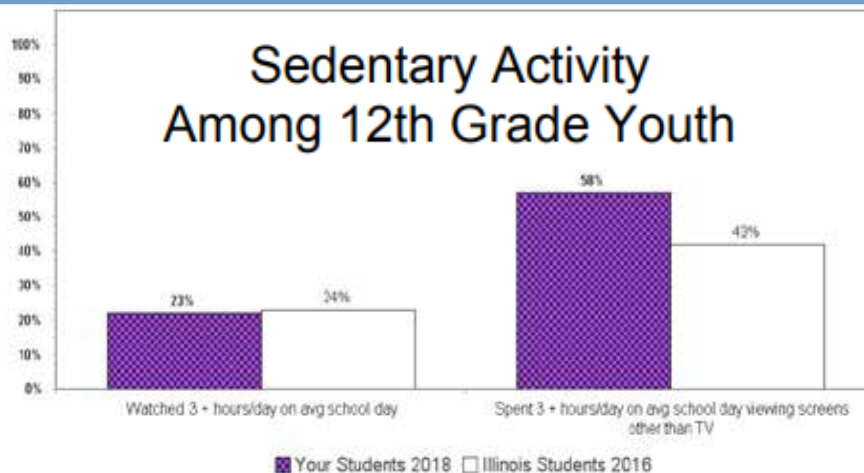
Average number of mentally unhealthy days reported by Adams County residents in the past 30 days.

Source: County Health Rankings (2018)

Frequency of Physical Activity Among 12th Grade Youth



Sedentary Activity Among 12th Grade Youth



24%


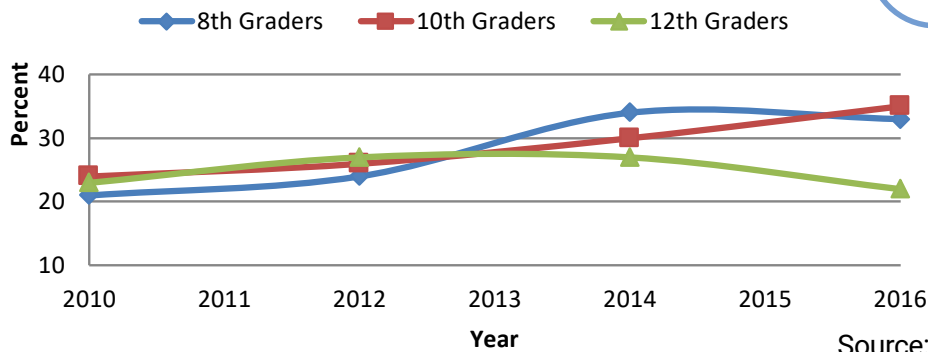


of 10th graders have considered suicide in the past 12 months. 12% of 12th graders.

Source: IL Youth Survey (2016)



Youth feeling so sad/hopeless that they stopped usual activities



33%

of 8th graders. 35% of 10th graders. 22% of 12th graders.



Source: IL Youth Survey (2016)

Current Trends:

Are things getting better or worse for the people of Adams County?



Improving



Little to no change



Worsening



New measure with no trend

7%



of 12th graders say they used prescription drugs not prescribed to them over the past year.

Source: Illinois Youth Survey (2018)



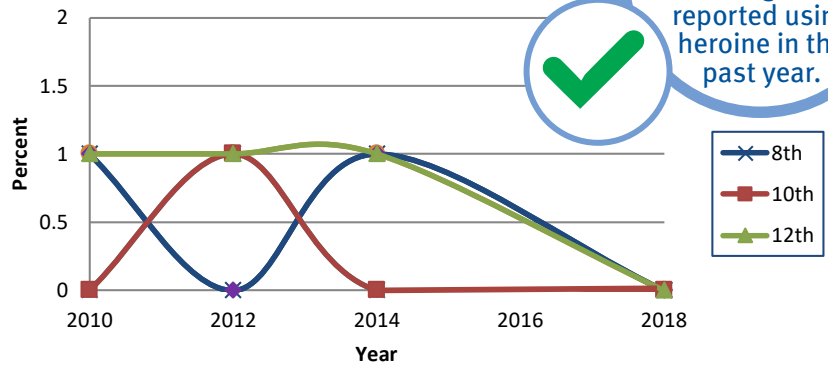
48%



percent of Adams Co. 12th graders said they used alcohol in the past year. 34% of 10th graders, and 26% of 8th graders.

Source: IL Youth Survey (2018)

Youth Heroin Use - Adams County



0%

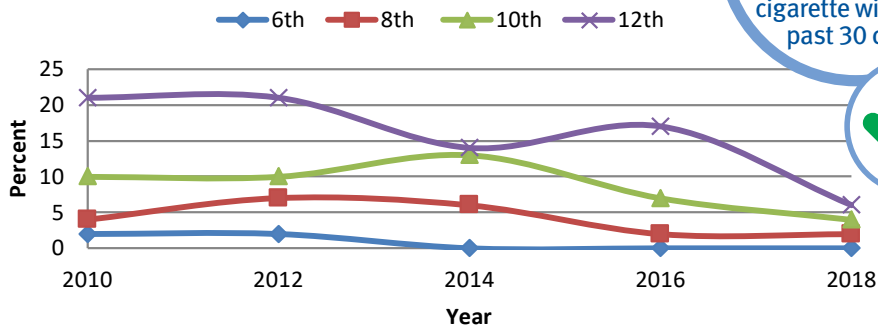
of 12th graders reported using heroin in the past year.



Source: IL Youth Survey (2018)



Youth Cigarette Smoking- Adams County



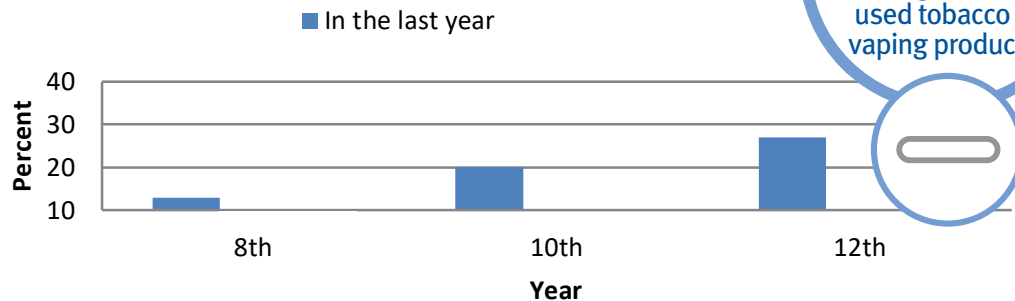
6%
of 12th graders reported using a cigarette within the past 30 days.

0% of 6th graders, 2% of 8th graders, 4% of 10th graders, and 6% of 12th graders reported using a cigarette within the past 30 days in Adams County, IL

Source: IL Youth Survey (2018)

Youth Tobacco & Vaping Usage - Adams County

This statistic measures the percentage of 8th, 10th, and 12th grade youth who indicated they had used tobacco or vaping products (cigarettes or other smoked tobacco or chewing tobacco or hookah or e-cigs).



20%
of 10th graders have used tobacco or vaping products.

Source: IL Youth Survey (2018)

Current Trends:

Are things getting better or worse for the people of Adams County?



Improving



Little to no change



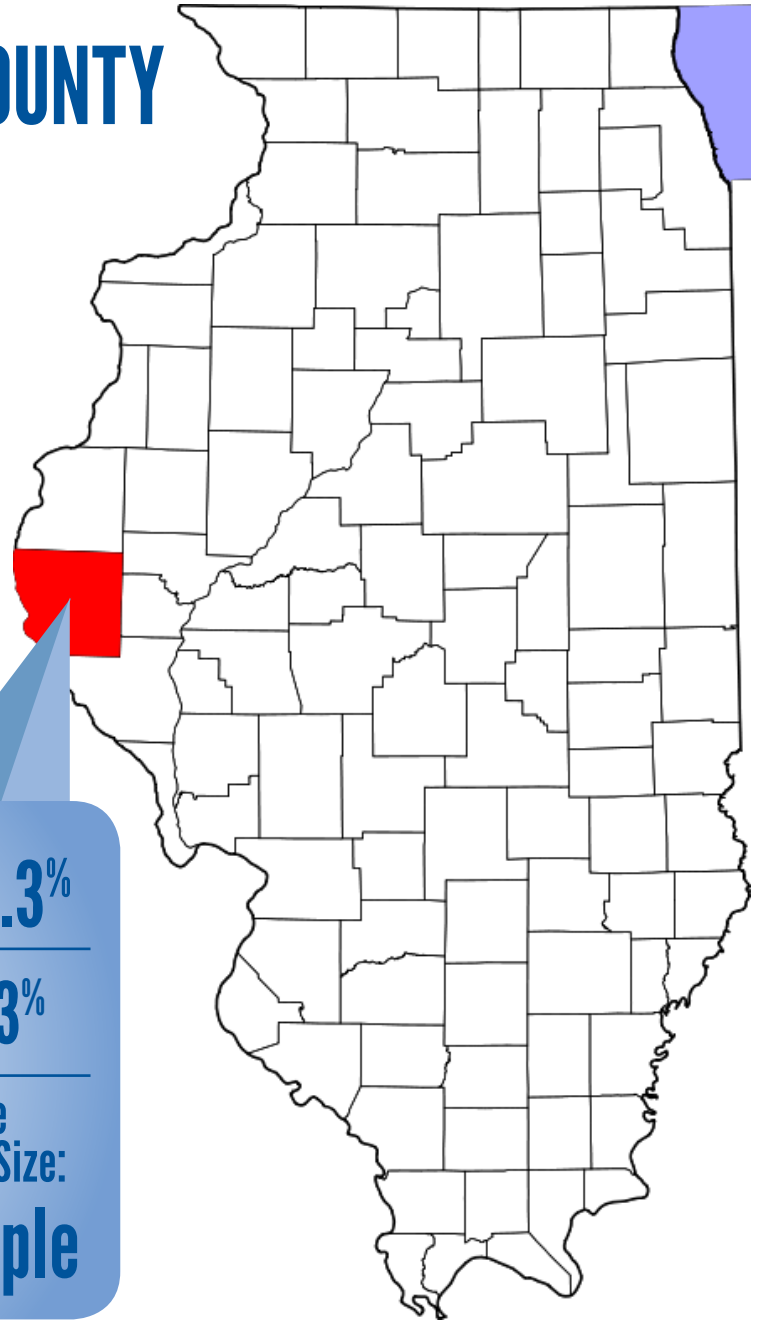
Worsening



New measure with no trend

SNAPSHOT OF ADAMS COUNTY

The western-most county of the state of Illinois, Adams County sits on the banks of the Mississippi River, which provides transportation, tourism and recreational opportunities. The county covers 855 square miles of mainly rural agricultural land with a population of 67,524 people according to data collected by the University of Illinois Extension office.



I ILLINOIS
Extension COLLEGE OF AGRICULTURAL, CONSUMER & ENVIRONMENTAL SCIENCES

Male: **48.7%**

Female: **51.3%**

White: **93%** Black: **3.7%** Other: **3.3%**

Total Households:
27,802

Average Household Size:
4.5 people



Photo courtesy of GREDF

QUINCY & ADAMS COUNTY, IL DEMOGRAPHICS

The largest city within 100 miles, Quincy is a regional hub for industry, commerce, education, healthcare, recreation, cultural arts and more. Quincy draws more than 300,000 people in a 50 miles radius who choose to shop, dine, work and play in a community that is vibrant, easy to navigate, and full of opportunities.

Population		
	2015	2017
Quincy	40,309	39,403
Adams County	67,524	68,026

Median Household Income	
2017	\$47,594

Age Breakdown	
Median Age: 41.8	
Under 15	18%
15-34	24.7%
35-54	24.3%
55-74	23.6%
75 & over	9.2%

Household Income Distribution		
	2015	2017
Under \$35K	41.2%	36.6%
\$35K - \$50K	14.8%	15.2%
\$50K - \$75K	17.8%	19.7%
\$75K & over	26.1%	28%

Educational Attainment: population 25+	
	2017
Less than 9th grade	2.5%
9-12th grade, no diploma	5.5%
High School graduate	31.6%
GED/alternative credentials	4.3%
Some college/no degree	24.8%
Associate degree	9.5%
Bachelor's degree	14.5%
Graduate/professional degree	7.3%

Population (15+) by Marital Status	
	2017
Never Married	27.9%
Married	52.9%
Widowed	7.3%
Divorced	11.8%

Data provided by:



COLLEGE OF AGRICULTURAL, CONSUMER & ENVIRONMENTAL SCIENCES



You Can Get Involved

Like the world around us, our work to advance education, maximize financial stability and promote health is constantly evolving. Adams County's approach to community building is designed to foster partnerships, open lines of communication and effectively direct resources to address challenging issues in changing times. More importantly, the community building structure allows us to have a unified voice as we advocate for change in Adams County and encourage others to invest in our work with their own time, talents and treasure.

Join the Community Building Process

Bridging the gaps identified throughout this Community Assessment requires the commitment of individuals throughout Adams County. Those interested in becoming part of the process are invited to reach out to members of the Community Building Council and learn how you can add your voice to a Community Solution Team or Initiative.

2018 Community Building Council Members

Brent Babyak, Phibro Animal Health Corporation	Claudia Lasys, Blessing Health System
Todd Bale, United Way of Adams County	Amy Looten, Homebank
Jill Blickhan, Community Foundation	Mike McLaughlin, Two Rivers Regional Council
Kelle Bunch, Liberty School District	Dr. Thomas Miller, SIU Center For Family Medicine - Quincy
Chip Campbell, Blue Cross Blue Shield of Illinois	Mayor Kyle Moore, City of Quincy
Barb Chapin, Transitions of Western Illinois	Julie Shepard, Blessing Health System
Megan Duesterhaus, Quanada	Blanche Shoup, Workforce Investment Board
Adam Hendrian, Knapheide Manufacturing	Sharon Tweedell, The Moorman Foundation
Kellea Hendrian, Blessing Health System	Ellen Vonderheide, Adams County Health Department
Chuck Hetzler, First Union Congregational Church	Marcel Wagner, Great River Economic Development Foundation
Diane Hughes, SIU Center For Family Medicine - Quincy	Roy Webb, Quincy Public Schools
Laurel Klinkenberg, John Wood Community College	Jerrold Welch, Adams County Health Department

For more information contact Maureen Hill at maureen@unitedwayadamsco.org



United Way
of Adams County, IL

936 Broadway, Suite F
Quincy, IL 62301
217-222-5020
unitedwayadamsco.org